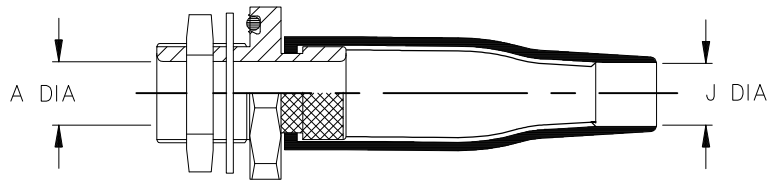


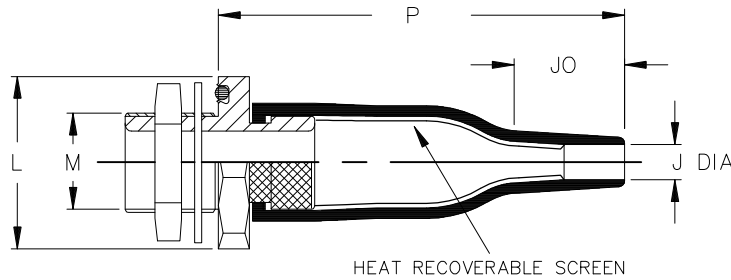
REVISIONS

P	LTR	DESCRIPTION	DATE	DWN	APVD
2		RELEASED AS PER ECO-17-009529	30JUN2017	PV	MP

a) Part as supplied.

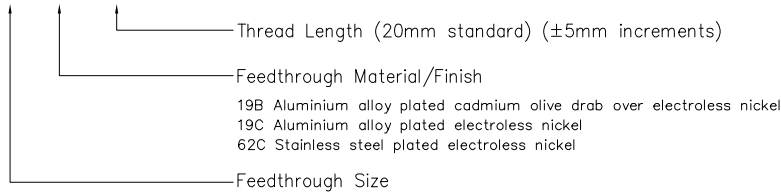


b) Part after unrestricted recovery.



NOTES:

TCFS-XX-XXX-0XX-25CE



Moulded Part Material: -25C (Black); Elastomer/Silver Composites, Fluid Resistant

Kits to include cleaning tissue, 1 piece 100 grit emery cloth & 1 piece of atom, and S1125 adhesive kit 5 and S1184 conductive adhesive kit 3.

Kit to be used in conjunction with TCFS installation procedure.

Dimensions in mm [inches for reference]

Part No.	A MIN	J		M THREAD	A/F NUT	L NOM	P ±10% b	JO REF b
		MIN a	MAX b					
TCFS-12	7.4 [.29]	11 [.43]	5.0 [.20]	M12 X 1.5	17 [.67]	24 [.94]	50 [1.97]	15 [.59]
TCFS-16	10.1 [.40]	15 [.59]	6.0 [.24]	M16 X 1.5	22 [.87]	29 [1.14]	65 [2.56]	17 [.67]
TCFS-20	14.1 [.56]	17 [.67]	7.2 [.28]	M20 X 1.5	27 [1.06]	34 [1.34]	77 [3.03]	20 [.79]
TCFS-24	19.1 [.75]	21 [.83]	8.5 [.33]	M24 X 1.5	30 [1.18]	38 [1.50]	90 [3.54]	25 [.98]
TCFS-30	24.1 [.95]	25 [.98]	10.0 [.39]	M30 X 1.5	36 [1.42]	47 [1.85]	115 [4.53]	30 [1.18]
TCFS-36	30.1 [1.19]	35 [1.38]	15.8 [.62]	M36 X 1.5	41 [1.61]	52 [2.05]	140 [5.51]	30 [1.18]

RELEASED FOR PUBLICATION

ALL RIGHTS RESERVED.

© COPYRIGHT 2016 By TE Connectivity

THIS DRAWING IS UNPUBLISHED.

DIMENSIONS: mm [INCHES]	DWN P. VU	17OCT2016	MATERIAL	SEE NOTES	FINISH	SEE NOTES	
	CHK N. NAGAR	17OCT2016	TE Connectivity				
TOLERANCES UNLESS OTHERWISE SPECIFIED:	APVD M. POPE	17OCT2016					
0 PLC ± -	PRODUCT SPEC	NAME	ADAPTOR ASSEMBLY				
1 PLC ± -	APPLICATION SPEC	SIZE	CAGE CODE	DRAWING NO	RESTRICTED TO		
2 PLC ± -	WEIGHT	A4	00779	TCFS-XX-XXX-0XX-25CE	-		
3 PLC ± -		CUSTOMER DRAWING				SCALE	DNS
4 PLC ± -						SHEET	1 OF 1
ANGLES ± -					REV	2	