



Plug-in connection system, Screw connection, No. of poles: 17, Width: 97.68 mm, Colour: Green

### Business data

|  |                            |
|--|----------------------------|
| Article number                             | 13840.1                    |
| Article name                               | PK-TS/17/5,08/15-F GN      |
| GTIN (EAN)                                 | 4044211088590              |
| Colour                                     | Green                      |
| Connector version                          | Attached plug-in connector |
| Packaging unit                             | 25                         |
| Quantity unit                              | PC                         |
| Packaging type                             | Carton                     |
| Type of banding                            | Without                    |
| Weight per piece (not including packaging) | 69.7 g                     |
| Weight per piece (including packaging)     | 76.7 g                     |
| Unit of weight                             | G                          |
| Customs number                             | 85366990                   |
| Country of origin                          | QU                         |

### Technical data

#### Dimensions

|                          |          |
|--------------------------|----------|
| Length                   | 42.5 mm  |
| Length of male pin block | 20.6 mm  |
| Width                    | 97.68 mm |
| Width left               | 8.2 mm   |
| Width right              | 8.2 mm   |
| Height TS 35/7.5         | 35.5 mm  |
| Height TS 15/5.5         | 35.5 mm  |
| Pitch                    | 5.08 mm  |

#### Ratings

|                       |                     |
|-----------------------|---------------------|
| Rated voltage         | 250 V               |
| Rated current         | 10 A                |
| Rated cross-section   | 2.5 mm <sup>2</sup> |
| Rated impulse voltage | 4 kV                |
| Overvoltage category  | III                 |
| Contamination degree  | 3                   |

#### Connection data

|  |                          |
|--|--------------------------|
| Connection principle                                     | Screw connection         |
| Angle of wire connection/contact                         | 90° (vertically upwards) |
| No. of poles   | 17                       |
| Wire cross-section single-core (rigid) / stranded, min.  | 0.2 mm <sup>2</sup>      |
| Wire cross-section single core (rigid)/stranded, max.    | 4 mm <sup>2</sup>        |
| Wire cross-section stranded, min.                        | 0.2 mm <sup>2</sup>      |
| Wire cross-section stranded, max.                        | 2.5 mm <sup>2</sup>      |
| Wire cross-section stranded with wire-end ferrules, min. | 0.25 mm <sup>2</sup>     |
| Wire cross-section stranded with wire-end ferrules, max. | 2.5 mm <sup>2</sup>      |
| Wire cross-section AWG, min.                             | 28                       |
| Wire cross-section AWG, max.                             | 12                       |
| Stripping length   | 6 mm                     |
| Screw threading  | M 3                      |
| Torque   | 0.5 Nm                   |

### Technical data

#### Materials

|                           |               |
|---------------------------|---------------|
| Insulation housing        | Polyamide 6.6 |
| Flammability class UL 94  | V-0           |
| Working temperature, min. | -30 °C        |
| Working temperature, max. | 105 °C        |
| Clamping element          | Brass         |
| Contact flag              | Copper alloy  |
| Screws                    | Steel         |
| Flange, threaded insert   | Brass         |

#### Further technical data

|  |                             |
|--|-----------------------------|
| Storage temperature, min.                      | -40 °C                      |
| Storage temperature, max.                      | 105 °C                      |
| Insulation resistance                          | 1*10 <sup>13</sup> Ohm x cm |
| Creepage-current resistance                    | CTI 600                     |
| Glow wire flammability index GWFI              | GWFI 850                    |
| GWFI after-glow time                           | 30 Sek.                     |
| Glow wire ignition temperature GWIT            | GWIT 775 °C                 |
| GWIT exposure time                             | 5 Sek.                      |
| Connection cycles, in compliance with standard | 5                           |
| Plug-in cycles acc. to standard                | 100                         |

#### Environmental Product Compliance

|                                |            |
|--------------------------------|------------|
| REACH Conform                  | No         |
| REACH Reference date           | 2022-01-17 |
| REACH Candidate Substance Note | No         |
| REACH CAS 1 Substance          | LEAD       |
| REACH CAS 1 Percent minimal    | 0.1 %      |
| REACH CAS 1 Percent maximum    | 4 %        |
| REACH CAS 1 Number             | 7439-92-1  |
| RoHS Conform                   | yes        |
| RoHS Exception rule            | 6c         |

### Approvals

#### cUL Recognized

|  |              |
|--|--------------|
| cUL approval   | C22.2 No 158 |
| cUL Usegroup B: rated voltage                        | 300 V        |
| cUL Usegroup B: rated current                        | 15 A         |
| cUL Usegroup C: rated voltage                        | 300 V        |
| cUL Usegroup C: rated current                        | 15 A         |
| cUL Usegroup D: rated voltage                        | 300 V        |
| cUL Usegroup D: rated current                        | 15 A         |
| cUL wire cross-section single-core (rigid) AWG, min. | 28           |
| cUL wire cross-section single-core (rigid) AWG, max. | 12           |
| cUL wire cross-section stranded AWG, min.            | 28           |
| cUL wire cross-section stranded AWG, max.            | 12           |
| cUL torque   | 0.45 Nm      |
| cUL wire material                                    | Cu           |
| cUL Recognized                                       | yes          |

#### UL Recognized

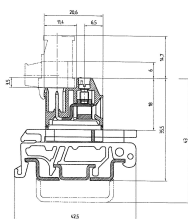
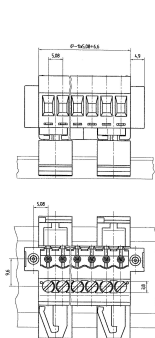
|   |         |
|---|---------|
| UL approval   | UL 1059 |
| UL Usegroup B: rated voltage                        | 300 V   |
| UL Usegroup B: rated current                        | 15 A    |
| UL Usegroup C: rated voltage                        | 300 V   |
| UL Usegroup C: rated current                        | 15 A    |
| UL Usegroup D: rated voltage                        | 300 V   |
| UL Usegroup D: rated current                        | 15 A    |
| UL wire cross-section single-core (rigid) AWG, min. | 28      |
| UL wire cross-section single-core (rigid) AWG, max. | 12      |
| UL wire cross-section stranded AWG, min.            | 28      |
| UL wire cross-section stranded AWG, max.            | 12      |
| UL torque   | 4 Lb In |
| UL wire material                                    | Cu      |
| UL factory wiring                                   | yes     |
| UL field wiring                                     | yes     |
| UL Recognized                                       | yes     |

### Approvals

#### VDE approval

|   |                     |
|---|---------------------|
| VDE approval  | DIN EN 61984        |
| VDE approval granted                                | yes                 |
| VDE rated voltage                                   | 250 V               |
| VDE rated current                                   | 10 A                |
| VDE rated current wire cross-section rigid, min.    | 6 A                 |
| VDE rated current wire cross-section rigid, max.    | 10 A                |
| VDE rated current wire cross-section stranded, min. | 6 A                 |
| VDE rated current wire cross-section stranded, max. | 10 A                |
| VDE rated impulse voltage                           | 4 kV                |
| VDE wire cross-section rigid, min.                  | 0.5 mm <sup>2</sup> |
| VDE wire cross-section rigid, max.                  | 2.5 mm <sup>2</sup> |
| VDE wire cross-section stranded, min.               | 0.5 mm <sup>2</sup> |
| VDE wire cross-section stranded, max.               | 2.5 mm <sup>2</sup> |
| VDE overvoltage category                            | III                 |
| VDE contamination degree                            | 3                   |

### Media

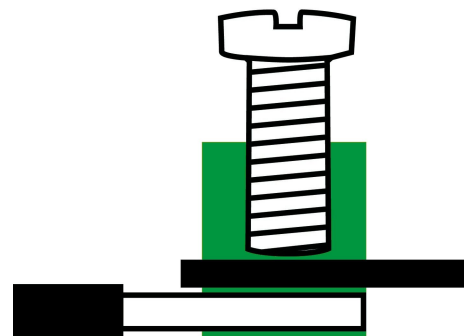


**M3**



**5.08 mm**

**C**  **US**



---

### Accessories

---