


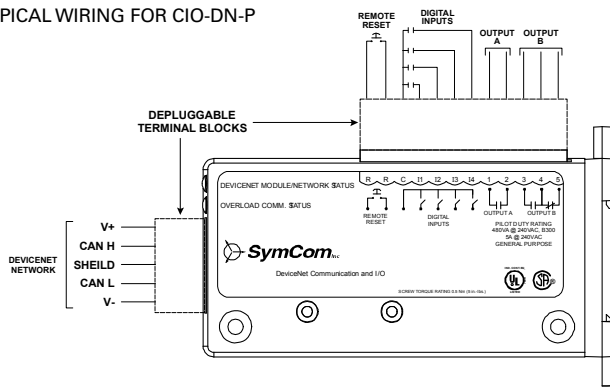
CIO-DN-P/CIO-120-DN-P

Communication link to PLC/SCADA/
monitoring systems

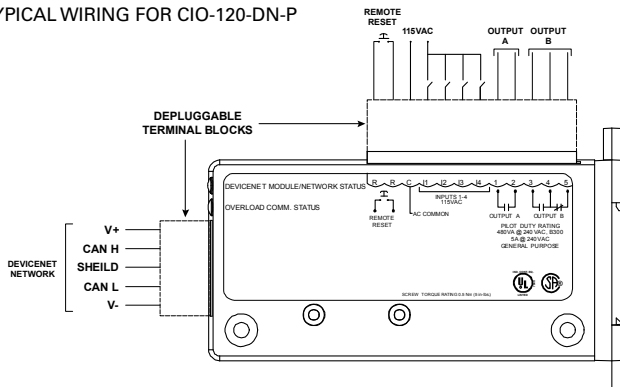


Wiring Diagram

TYPICAL WIRING FOR CIO-DN-P



TYPICAL WIRING FOR CIO-120-DN-P



Description

The CIO-DN-P/CIO-120-DN-P are convenient and cost-effective Devicenet™ interfaces capable of providing discrete control and monitoring of motor starters, drives and other devices over a Devicenet™ network.

Features & Benefits

FEATURES	BENEFITS
Compact size 3.4" H x 1.0" W x 5.46" D	Easily adapts to existing as well as new applications
Flexible addressing standard allows function as stand-alone interface or in conjunction with 777 series overload relay	Provides flexibility for control and monitoring
Remote reset option	Additional remote reset input allows user to reset 777 series relays without opening the panel
DIN rail or surface mountable	Allows installation flexibility
Unpluggable terminal block connections	Allows user to wire terminal blocks before installing the module and reduces field wiring

Specifications

Input Characteristics

Power Requirements

Voltage (nominal)	24VDC
Current	137mA (max.)
Power	3.28 W (max.)

Digital Inputs

Voltage Range

CIO-DN-P	12-24 VAC
CIO-120-DN-P	90-130VAC

Frequency

50/60Hz

Maximum Current

2mA (typical)

Remote Reset

24VDC, 10mA (min.), NO pushbutton

Output Characteristics

Form A & Form C Contactors

480VA @ 240VAC, B300

General Purpose

5A @ 240VAC

General Characteristics

Temperature Range -20° to 70°C (-4° to 158°F)

Relative Humidity 10-95%, non-condensing

Wire Gauge Solid or stranded, 12-20 AWG

Terminal Torque 3 in.-lbs.

Hi-Potential Test (relays to other circuits) (2 x rated V + 1000V for 1 minute)

Ordering Information

MODEL	LINE VOTAGE
CIO-DN-P	12 to 24VAC
CIO-120-DN-P	90 to 130VAC

CIO-DN-P/CIO-120-DN-P



EMC Standards

Electrostatic Discharge (ESD) IEC 61000-4-2, Level 3, 6kV contact, 8kV air

Radio Frequency Immunity,

Radiated

150 MHz, 10V/m

Fast Transient Burst

IEC 61000-4-4, Level 3, 4kV input power

Safety Marks

UL, ULC Listed

UL508 (File #E68520)

CSA

C22.2 (File #46510)

Enclosure

Polycarbonate

Dimensions

H 86.36 mm (3.4"); **W** 25.4 mm (1.0");

D 138.68 mm (5.46")

(w/depluggable connectors)

Weight

0.25 lb. (4 oz., 113.4 g)

(w/depluggable connectors)

Mounting Methods

DIN Rail or surface mount (w/two #8 screws)